
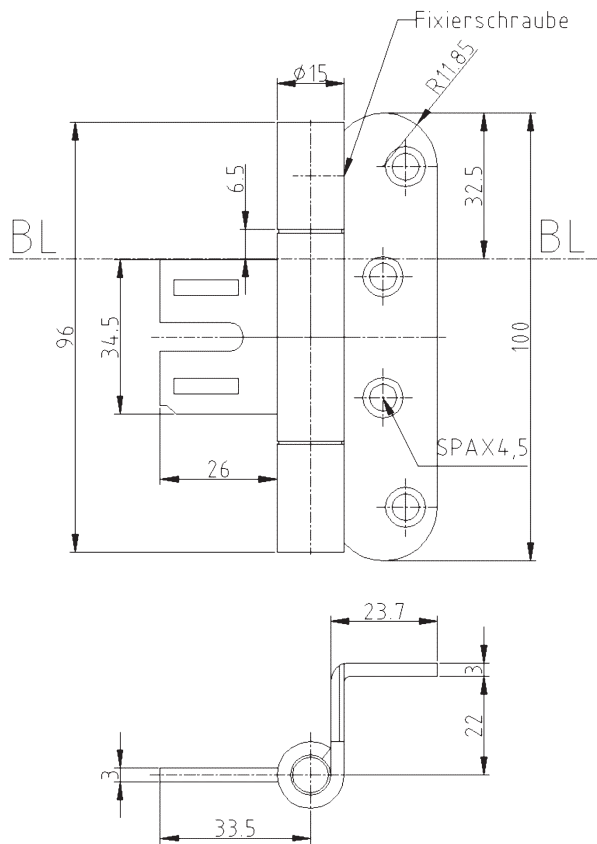


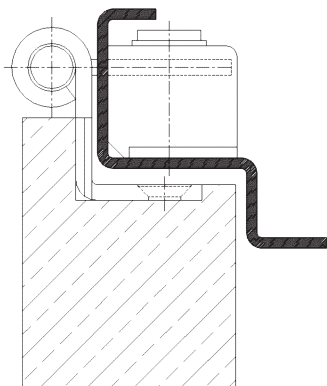
Combi Hinge 2647/2680 MF complete



Additional Information

Standard load: Maximum door weight 80 kg (per pair)
 Application: Steel frames, maintenance-free, with fixing screw, rebated doors, to be recessed
 Combination: Complete Hinge
 Receiver: Standard receiver for steel frames

Section drawing



Certified according to



Item	Finish	Packing Unit
022959	nickel plated	50
022961	white powder coated	50
022978	enox brushed	50
036549	polished gold plated	50
037258	satın nickel plated	50
037259	polished cromiumplated	50
037260	satın cromiumplated	40